


# HYPER-EHL

Pico-ITX SBC supports Intel® Celeron J6412/N6210 on-board SoC, with 4GB LPDDR4x memory on board default, with HDMI, iDPM, M.2 M key, USB 3.2, iSATA 6GB/s, COM, PCIe x4 for riser card and RoHS

## Features

- » Support Intel® Atom™ x6000 series / Pentium® / Celeron® processor (Elkhart Lake platform)
- » Support Intel® I225V 2.5GbE Ethernet controller
- » Support dual independent display via HDMI and iDPM
- » Support one PCIe x4 and one M.2 M Key expansions
- » Support two USB 3.2 Gen 2, two USB 2.0, with up to 10Gb/s transfer speed



## Specifications

Form Factor	
Form Factor	Pico-ITX
System	
CPU	» Onboard Intel® Atom™ x6000 series Celeron® processor (Elkhart Lake platform)
	» Intel® Celeron® J6412 on-board SoC (up to 2.6GHz, quad-core, 1.5M Cache, TDP=10W)
	» Intel® Celeron® N6210 on-board SoC (up to 2.6GHz, dual-core, 1.5M Cache, TDP=6.5W)
Memory	LPDDR4x-3200Gbps 4GB, up to 8GB
Memory Max.	8GB
Physical Characteristics	
Dimensions (LxWxH) (mm)	100mm x 72mm
Net Weight	600g
Storage	
Storage	1 x M.2(NGFF) : M key (2242, PCIe Gen3 X 2)
	1 x SATA : iSATA 6Gb/s
I/O Interface	
Display Output	1 x HDMI : up to 4096x2160 @ 30Hz
	1 x iDPM : support iEi eDP/ LVDS/ VGA module
Ethernet	1 x LAN -
	LAN1: Intel® I225V 2.5GbE controller
I/O Interface	2 x External USB 3.2 Gen2x1 : 10Gb/s (Type A)
	1 x Internal RS-232/422/485 : 1x9 pin, P=1.25
	2 x Internal USB 2.0 : 2x4 pin, P=2.0
Expansion	1 x M.2(NGFF) : M key (2242, PCIe Gen3 X 2)
	1 x PCIe x4 (PCIe Gen3 x4)
Power	
Power Consumption	12V@ 2.07A
	(Intel® Celeron® J6412 CPU with 4 GB 3200 MHz LPDDR4x memory, max. loading, EuP mode enabled)

Power Supply	ATX/AT power supply
	Support AT/ATX mode
	ErP/EuP Compliant
Environment	
Operating Temperature	0°C~60°C
Storage Temperature	-30°C~70°C
Humidity	5% ~95%, non-condensing

## Ordering Information


HYPER-EHL-N6210B-R10	PICO-ITX SBC supports Intel® two-core Celeron® N6210 1.2GHz on-board SoC, with 4GB LPDDR4x memory on board default,with HDMI,iDPM,M.2 M key,USB 3.2,iSATA 6GB/s,COM,PCIe x4 for riser card and RoHS
HYPER-EHL-J6412B-R10	PICO-ITX SBC supports Intel® quad-core Celeron® J6412 2.0GHz on-board SoC, with 4GB LPDDR4x memory on board default, with HDMI,iDPM,M.2 M key,USB 3.2,iSATA 6GB/s,COM,PCIe x4 for riser card and RoHS

## Packing List

1 x HYPER-EHL single board computer	1 x SATA cable
1 x QIG	

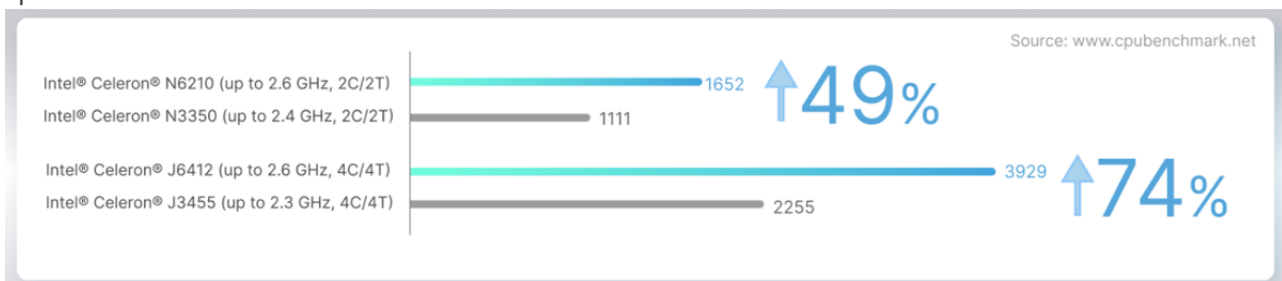


The HYPER-EHL is a 2.5" Pico-ITX fanless single board computer powered by an on-board Intel® Celeron® J6412/N6210 processor with Intel® UHD Graphics. It supports dual independent display, and offers multiple high-speed I/O on a board size of just 100 x 72 mm, including 2.5GbE, USB 10Gb/s and RS-232/422/485. Additional functionalities can be added through the equipped PCIe Gen3 x4 slot, enhancing the flexibility on system integration in many space-critical applications such as AMR/AGV, delivery robot, EV charging station and medical care system.



## High Performance with Low Power Intel® Celeron® J6412/N6210 On-board SoC

Equipped with Intel® Celeron® J6412/N6210 processor and 4GB on-board LPDDR4X, the HYPER-EHL can deliver high levels of CPU and graphics performance at low power. Compared to the previous generation, it improves up to 1.7x on CPU and up to 2x on graphics, and gets up to 74% higher benchmark score. With the feature of low power and excellent throughput, the HYPER-EHL can benefit IoT edge computing by saving lots of energy while maintaining high computation.




### Long-term Support

Intel® Celeron® J6412/N6210 processor is available and supported for an extended period (based on Intel IOTG Roadmap). This long-term availability can benefit integrators who are looking to maximize their return on investment.

## Reliable 4GB LPDDR4x Memory


Equipped with 4GB dual-channel LPDDR4x soldered memory, the HYPER-EHL offers a fast memory speed of up to 3200MT/s and with low voltage (VDDQ voltage 0.6V). The soldered-on-board type enables the HYPER-EHL to deliver much more stable, solid operation compared to the socket-type memory for critical usage such as transportation, AMR and other mobile applications.






## PCI Express Gen3 Slot Allows Extensive I/O and Function Expansion


The HYPER-EHL features a PCIe Gen3 x4 (x4 signal) slot, which is a new design of IEI 2.5" single board computer to provide easy integration of PoE cards, video capture cards, I/O cards or the compatible IEI riser cards for more function expansions. IEI riser cards are available with different orientations and configurations, offering great flexibility and expandability. Each of the riser card came with a metal holder for enhancing stability, not only the riser card itself but also the expansion card installed on it.





#### PCIe x4 Interface Card Expansion


The PCIe Gen3 x4 (x4 signal) slot, providing high-speed data transfer rate of up to 4GB/s, allows for additional customization and expansion. Directly installing a PCIe card enables the motherboard to run more complex and challenging tasks at the edge.



## Dual Display Outputs Support Graphics in 4K

The integrated Intel® UHD Graphics, featuring max. 16 EUs, up to 2x performance improvement and 4K support, makes the HYPER-EHL have the ability to drive a maximum resolution of 4kp30 on two simultaneous displays through the HDMI 1.4 port and the IEI-specific iDPM slot.

**iDPM Modules**

iDPM-LVDS-R10	iDPM-eDP-R10	iDPM-VGA-R10
<p>iDPM-LVDS-R10 eDP to LVDS converter</p> 		

**HDMI 1.4**


## 2.5GbE Network Enables Efficient Data Transfer

The RJ45 LAN port provides 2.5GbE connectivity by the integrated Intel® I225V controller. It accelerates overall network performance, delivers lightning-fast speed, and improves the bandwidth required at large-scale workloads. By connecting with a 2.5G network switch, it can form a solid, optimized infrastructure for the deployment of edge IoT to communicate between devices efficiently.



## NVMe SSD via M.2 PCIe Gen3 Ensures Fast and Stable Data Transfer

SSD is widely used in industrial applications to provide reliable data storage due to its features of shock and temperature resistance, long lifetime and high stability. The equipped M.2 2242 M-key socket comes with PCI Express® Gen3 x2 bandwidth and supports up to 16Gbps data-transfer speeds, making them the perfect choice for installing NVMe SSD to provide fast data access in rugged environment.





## Low-profile SATA 6Gb/s Port with Data and Power Integrated

SATA 6Gb/s SSD or HDD is supported through the iSATA connector that provides both SATA and SATA power (+5V) signals in a small footprint. This low-profile connector can save space in system integration while enabling high-speed data transfer between devices at the edge.



## Applications






EV charging station



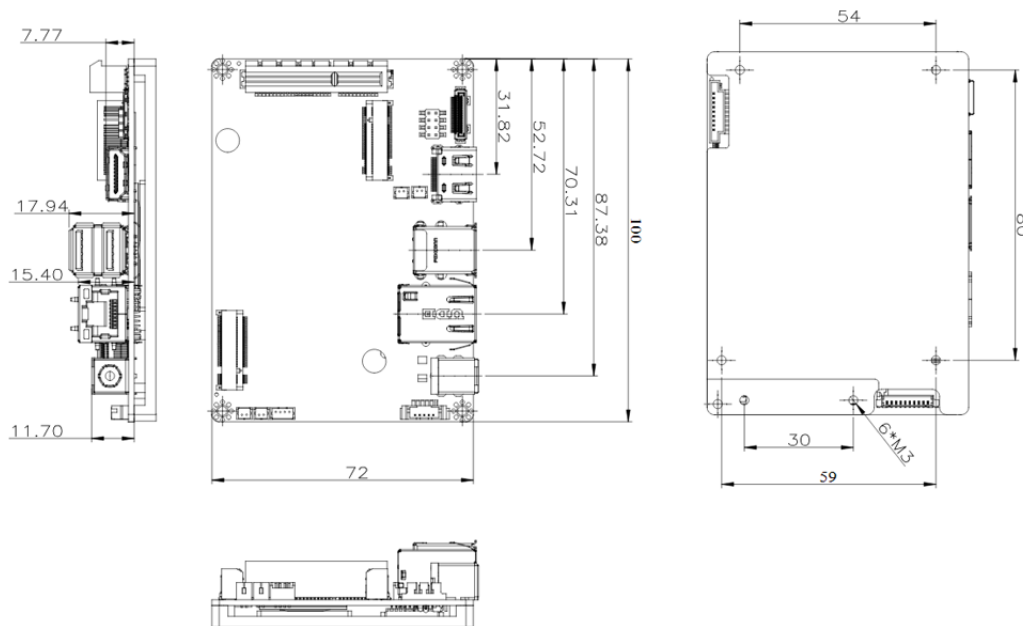
Medical care system



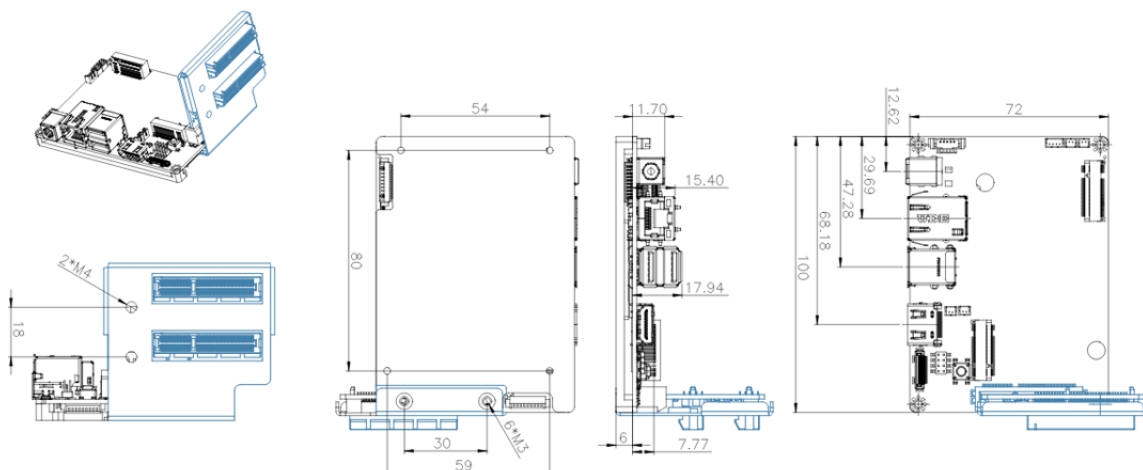
Smart parcel locker

## Dimensions

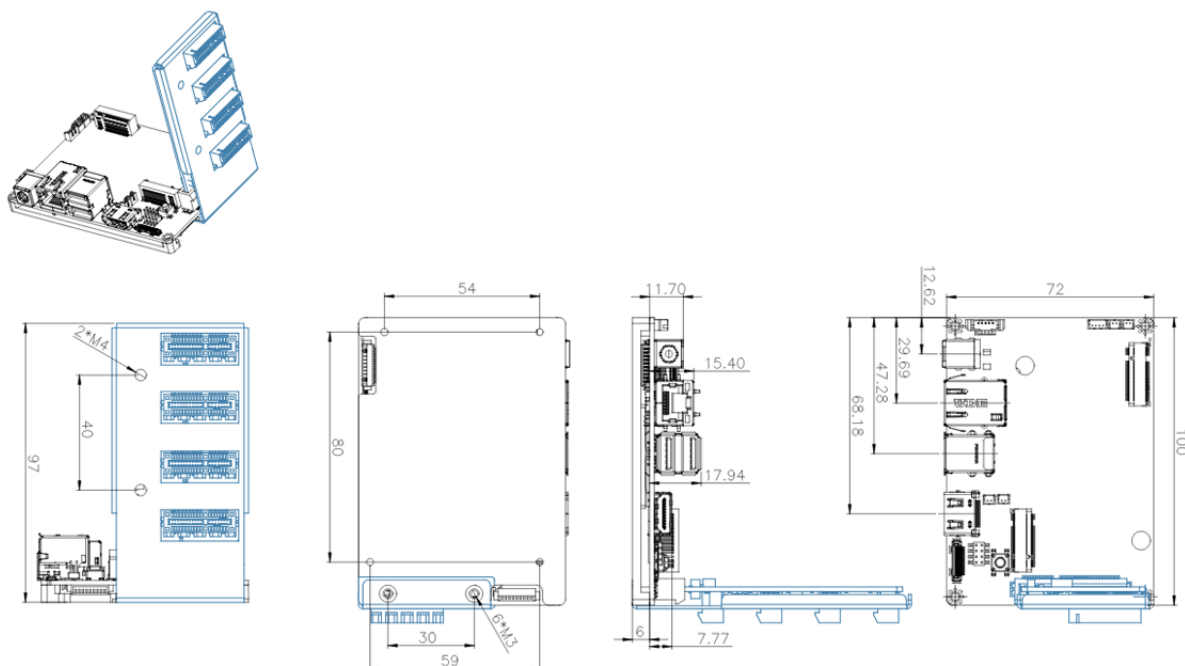
### HYPER-EHL



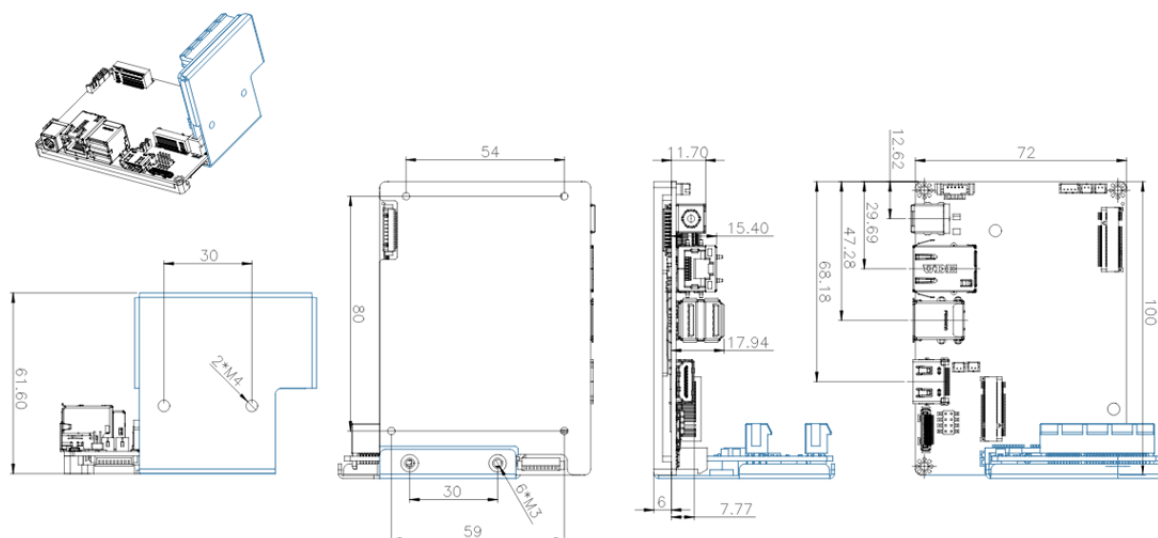
### SBC with Outwards-facing Riser Card (R2S)



### SBC with Outwards-facing Riser Card (R4S)



SBC with Inwards-facing Riser Card (L2S)



SBC with Inwards-facing Riser Card (L4S)

